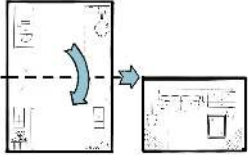
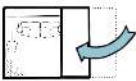



So where to begin?


First print out the origami template double sided, If you cannot print double sided why no draw out and copy the template we have provided on a plain A4 piece of paper. It has to be double sided otherwise the folding will not work. We will talk you through step by step to help you build it. The house we have provided you sets your scene, feel free to colour it in and add your favourite things and people to your house. You may want to build it first and then colour it in. The best thing about origami is you can build it and unfold it as much as you want.

How to build your house

- 

First of all, place the printed house with the doors and windows side face up toward you. Fold the paper in half so the top of the paper is line up to the bottom as shown in the diagram.
- 


Next, grab one edge and fold to the middle. Use the dotted fold lines to help you.
- 

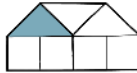
Now repeat on the other side so both sides are now touching.
- 

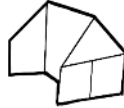
Unfold both sides you just folded towards the middle and use your fingers to grab the bottom right hand of the house. With your other hand, use your fingers to push down to create a triangular fold.

What is Origami?

Origami is the art of folding paper to transform a single sheet into an amazing structure, often without the need for any glue or tape. Why not research other interesting objects to make with origami you can even make animals.



- 

Firmly create folds to make a triangle following the fold lines provided. You will begin to see your house form.
- 

Repeat step 4 & 5 with the left hand side and firmly create folds for the roof.
- 

Almost done, final step is to make your house stand up, twist both ends as shown in the drawing. Now your house should stand up on it own. Now be creative, colour in and drawn on your house to make it your own. Well done !

Once you have built your first origami building, why not make more. Use any rectangular or square piece of paper or even cardboard from old cereal boxes and make your own town.



Why not make and draw your own house or your favourite place.